

English

TABLE OF CONTENTS

Chord diagrams list.....	5
Ukulele fingerboard chart.....	11
Enharmonic and pitch name equivalents.....	11
How to read chord diagrams.....	12
Chord types, symbols and formulas.....	13
Chord symbol variations.....	14
Empty chord diagrams.....	171

Italiano

INDICE

Elenco dei diagrammi degli accordi.....	5
Disposizione delle note sulla tastiera dell'ukulele.....	15
Equivalenti enarmonici ed equivalenze nei nomi delle note.....	15
Come leggere i diagrammi degli accordi.....	16
Tipi di accordo, simboli e formule intervallari.....	17
Varianti nei simboli degli accordi.....	18
Diagrammi vuoti degli accordi.....	171

CHORD DIAGRAMS LIST

ELENCO DEI DIAGRAMMI DEGLI ACCORDI

LISTE DES DIAGRAMMES D'ACCORDS

LISTA DE DIAGRAMAS DE ACORDES

A/LA

A, Am, A+.....	27
A°, Asus2, Asus4.....	28
A5, Aadd9, A6.....	29
Amaj7, Amaj9, Amaj13.....	30
Amaj7(#11), Amaj7(#5), A6/9.....	31
A7, A7sus2, A7sus4.....	32
A9, A11, A13.....	33
A7(#5), A7(b5), A7(#9).....	34
A7(b9), A9sus4, Am(add9).....	35
Am6, Am7, Am9.....	36
Am11, Am13, Am6/9.....	37
Am(maj7), Am7b5, Adim7.....	38

Bb/S1b (A#/LA#)

Bb, Bbm, Bb+.....	39
Bb°, Bbsus2, Bbsus4.....	40
Bb5, Bbadd9, Bb6.....	41
Bbmaj7, Bbmaj9, Bbmaj13.....	42
Bbmaj7(#11), Bbmaj7(#5), Bb6/9.....	43
Bb7, Bb7sus2, Bb7sus4.....	44

Bb9, Bb11, Bb13.....	45
Bb7(#5), Bb7(b5), Bb7(#9).....	46
Bb7(b9), Bb9sus4, Bbm(add9).....	47
Bbm6, Bbm7, Bbm9.....	48
Bbm11, Bbm13, Bbm6/9.....	49
Bbm(maj7), Bbm7b5, Bbdim7.....	50

B/SI

B, Bm, B+.....	51
B°, Bsus2, Bsus4.....	52
B5, Badd9, B6.....	53
Bmaj7, Bmaj9, Bmaj13.....	54
Bmaj7(#11), Bmaj7(#5), B6/9.....	55
B7, B7sus2, B7sus4.....	56
B9, B11, B13.....	57
B7(#5), B7(b5), B7(#9).....	58
B7(b9), B9sus4, Bm(add9).....	59
Bm6, Bm7, Bm9.....	60
Bm11, Bm13, Bm6/9.....	61
Bm(maj7), Bm7b5, Bdim7.....	62

C/DO

C, Cm, C+.....	63
C°, Csus2, Csus4.....	64
C5, Cadd9, C6.....	65
Cmaj7, Cmaj9, Cmaj13.....	66
Cmaj7(#11), Cmaj7(#5), C6/9.....	67
C7, C7sus2, C7sus4.....	68
C9, C11, C13.....	69
C7(#5), C7(b5), C7(#9).....	70

C7(b9), C9sus4, Cm(add9).....	71
Cm6, Cm7, Cm9.....	72
Cm11, Cm13, Cm6/9.....	73
Cm(maj7), Cm7b5, Cdim7.....	74

Db/REb (C#/DO#)

Db, Dbm, Db+.....	75
Db°, Dbsus2, Dbsus4.....	76
Db5, Dbadd9, Db6.....	77
Dbmaj7, Dbmaj9, Dbmaj13.....	78
Dbmaj7(#11), Dbmaj7(#5), Db6/9.....	79
Db7, Db7sus2, Db7sus4.....	80
Db9, Db11, Db13.....	81
Db7(#5), Db7(b5), Db7(#9).....	82
Db7(b9), Db9sus4, Dbm(add9).....	83
Dbm6, Dbm7, Dbm9.....	84
Dbm11, Dbm13, Dbm6/9.....	85
Dbm(maj7), Dbm7b5, Dbdim7.....	86

D/RE

D, Dm, D+.....	87
D°, Dsus2, Dsus4.....	88
D5, Dadd9, D6.....	89
Dmaj7, Dmaj9, Dmaj13.....	90
Dmaj7(#11), Dmaj7(#5), D6/9.....	91
D7, D7sus2, D7sus4.....	92
D9, D11, D13.....	93
D7(#5), D7(b5), D7(#9).....	94
D7(b9), D9sus4, Dm(add9).....	95
Dm6, Dm7, Dm9.....	96

Dm11, Dm13, Dm6/9.....	97
Dm(maj7), Dm7b5, Ddim7.....	98

Eb/Mib (D#/RE#)

Eb, Ebm, Eb+.....	99
Eb°, Ebsus2, Ebsus4.....	100
Eb5, Ebadd9, Eb6.....	101
Ebmaj7, Ebmaj9, Ebmaj13.....	102
Ebmaj7(#11), Ebmaj7(#5), Eb6/9.....	103
Eb7, Eb7sus2, Eb7sus4.....	104
Eb9, Eb11, Eb13.....	105
Eb7(#5), Eb7(b5), Eb7(#9).....	106
Eb7(b9), Eb9sus4, Ebm(add9).....	107
Ebm6, Ebm7, Ebm9.....	108
Ebm11, Ebm13, Ebm6/9.....	109
Ebm(maj7), Ebm7b5, Ebdim7.....	110

E/MI

E, Em, E+.....	111
E°, Esus2, Esus4.....	112
E5, Eadd9, E6.....	113
Emaj7, Emaj9, Emaj13.....	114
Emaj7(#11), Emaj7(#5), E6/9.....	115
E7, E7sus2, E7sus4.....	116
E9, E11, E13.....	117
E7(#5), E7(b5), E7(#9).....	118
E7(b9), E9sus4, Em(add9).....	119
Em6, Em7, Em9.....	120
Em11, Em13, Em6/9.....	121
Em(maj7), Em7b5, Edim7.....	122

F/FA

F, Fm, F+.....	123
F°, Fsus2, Fsus4.....	124
F5, Fadd9, F6.....	125
Fmaj7, Fmaj9, Fmaj13.....	126
Fmaj7(#11), Fmaj7(#5), F6/9.....	127
F7, F7sus2, F7sus4.....	128
F9, F11, F13.....	129
F7(#5), F7(b5), F7(#9).....	130
F7(b9), F9sus4, Fm(add9).....	131
Fm6, Fm7, Fm9.....	132
Fm11, Fm13, Fm6/9.....	133
Fm(maj7), Fm7b5, Fdim7.....	134

F#/FA# (Gb/SOLb)

F#, F#m, F#+.....	135
F#°, F#sus2, F#sus4.....	136
F#5, F#add9, F#6.....	137
F#maj7, F#maj9, F#maj13.....	138
F#maj7(#11), F#maj7(#5), F#6/9.....	139
F#7, F#7sus2, F#7sus4.....	140
F#9, F#11, F#13.....	141
F#7(#5), F#7(b5), F#7(#9).....	142
F#7(b9), F#9sus4, F#m(add9).....	143
F#m6, F#m7, F#m9.....	144
F#m11, F#m13, F#m6/9.....	145
F#m(maj7), F#m7b5, F#dim7.....	146

G/SOL


G, Gm, G+.....	147
----------------	-----

G°, Gsus2, Gsus4.....	148
G5, Gadd9, G6.....	149
Gmaj7, Gmaj9, Gmaj13.....	150
Gmaj7(#11), Gmaj7(#5), G6/9.....	151
G7, G7sus2, G7sus4.....	152
G9, G11, G13.....	153
G7(#5), G7(b5), G7(#9).....	154
G7(b9), G9sus4, Gm(add9).....	155
Gm6, Gm7, Gm9.....	156
Gm11, Gm13, Gm6/9.....	157
Gm(maj7), Gm7b5, Gdim7.....	158

Ab/LAb (G#/SOL#)

Ab, Abm, Ab+.....	159
Ab°, Absus2, Absus4.....	160
Ab5, Abadd9, Ab6.....	161
Abmaj7, Abmaj9, Abmaj13.....	162
Abmaj7(#11), Abmaj7(#5), Ab6/9.....	163
Ab7, Ab7sus2, Ab7sus4.....	164
Ab9, Ab11, Ab13.....	165
Ab7(#5), Ab7(b5), Ab7(#9).....	166
Ab7(b9), Ab9sus4, Abm(add9).....	167
Abm6, Abm7, Abm9.....	168
Abm11, Abm13, Abm6/9.....	169
Abm(maj7), Abm7b5, Abdim7.....	170

UKULELE FINGERBOARD CHART



ENHARMONIC EQUIVALENTS

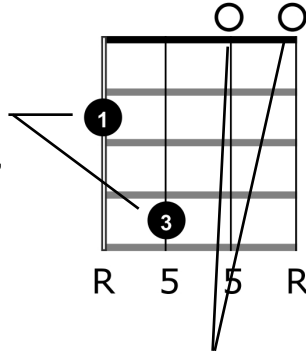
	C#	D#		F#	G#	A#	
C	D	E	F	G	A	B	
	Db	Eb		Gb	Ab	Bb	

PITCH NAME EQUIVALENTS

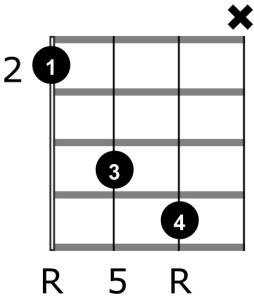
A	B	C	D	E	F	G
LA	SI	DO	RE	MI	FA	SOL

HOW TO READ CHORD DIAGRAMS

Place your fingers where you see the black circles. The number indicates which finger you should use (1 = index finger, 2 = middle finger, 3 = ring finger, 4 = pinkie).



An O indicates open (unfingered) strings.

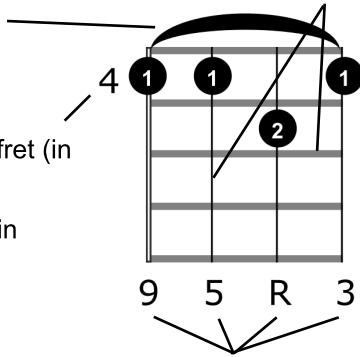


An X indicates that the string is to be muted or not played.

Slurs represent a barre (the finger is placed flat across the strings).

Number of the fret (in case there's no number you're in open position).

Vertical lines represent the strings, horizontal lines represent the frets.



Degrees of the chord.